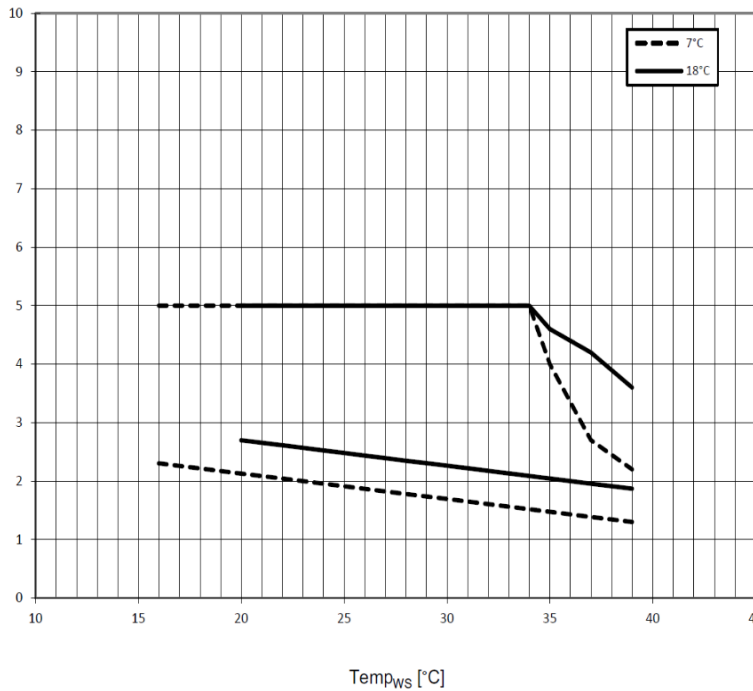


Gerätebezeichnung

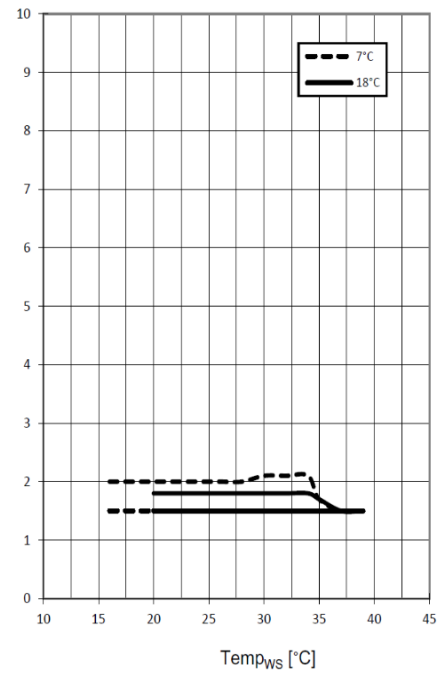
LWAV 82R1/3

(Kühlbetrieb)

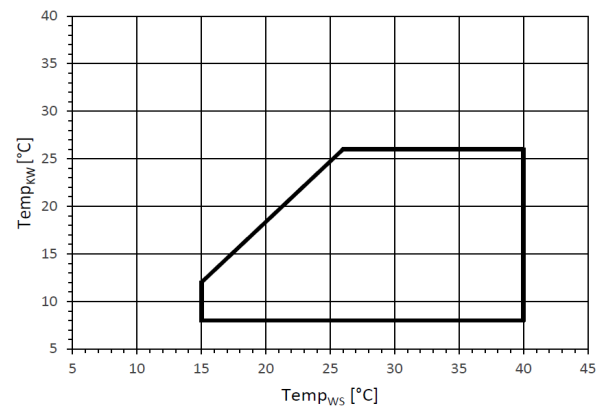
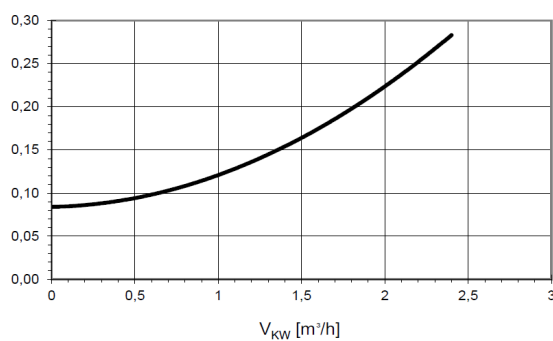
Q0 min/max [kW]



Pel min/max [kW]



$\Delta p_{max}$  [bar]



**Legende:**

- Q0 min/max = minimale/maximale Kühlleistung
- Temp<sub>WS</sub> = Temperatur Wärmesenke
- Temp<sub>KW</sub> = Temperatur Kühlwasser
- $\Delta p_{max}$  = max. Druckverlust
- V<sub>KW</sub> = Volumenstrom Kühlwasser
- Pel = Leistungsaufnahme