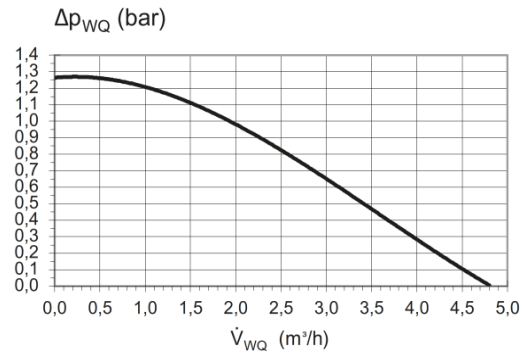
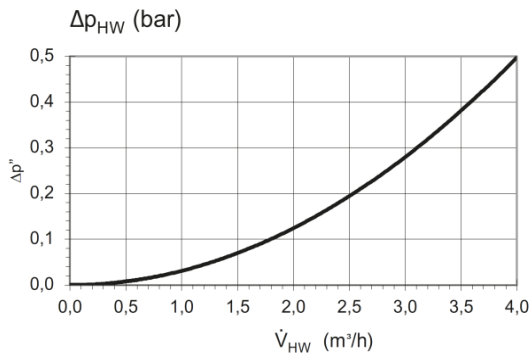
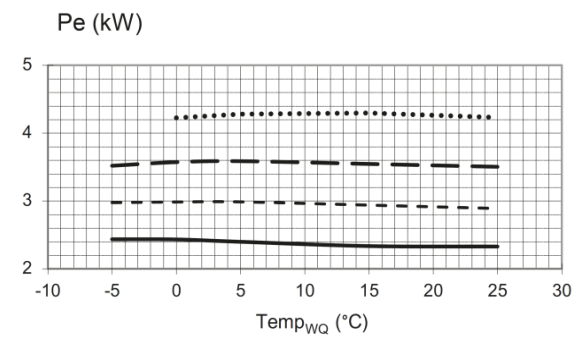
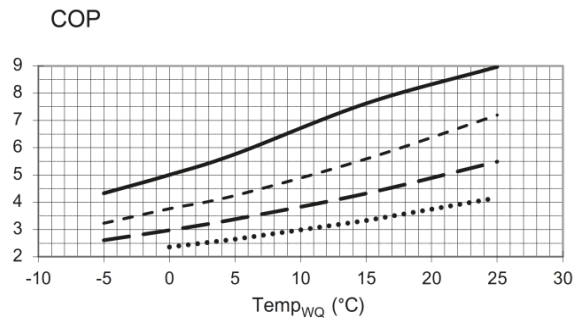
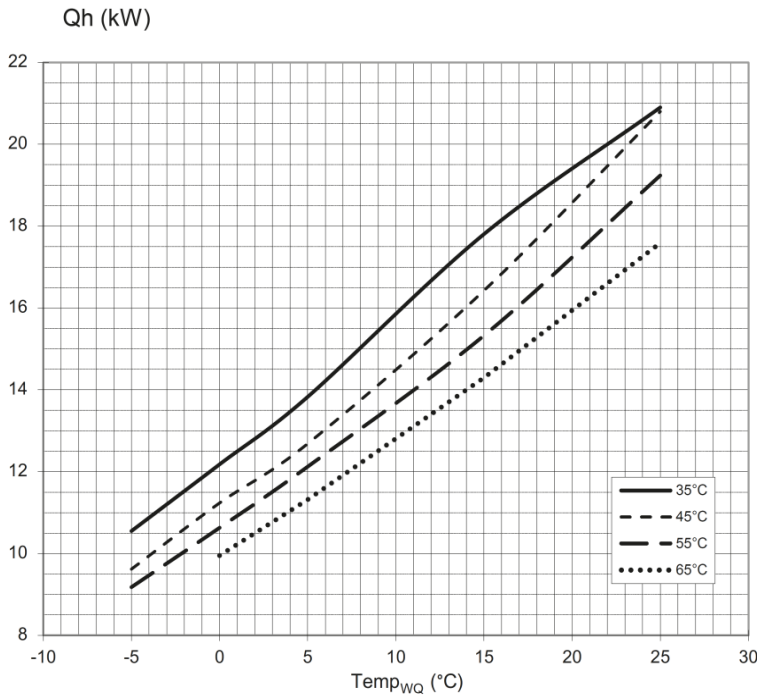


## Gerätebezeichnung

SW 122H3



### Legende:

$\dot{V}_{HW}$	=	Volumenstrom Heizwasser
$\dot{V}_{WQ}$	=	Volumenstrom Wärmequelle
Temp <sub>WQ</sub>	=	Temperatur Wärmequelle
Qh	=	Heizleistung
Pe	=	Leistungsaufnahme
COP	=	Coefficient of performance / Leistungszahl
$\Delta p_{HW}$	=	Druckverlust Heizkreis
$\Delta p_{WQ}$	=	Freie Pressung Wärmequelle