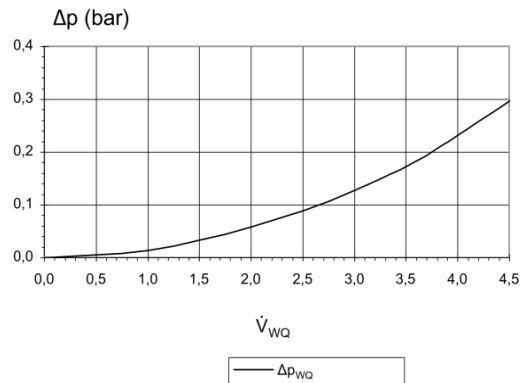
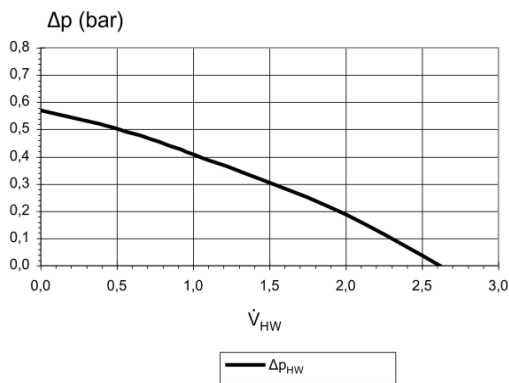
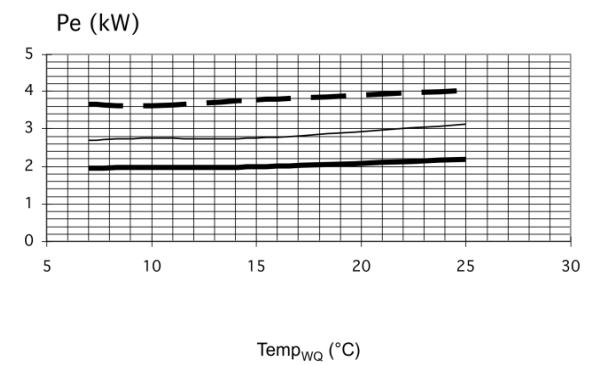
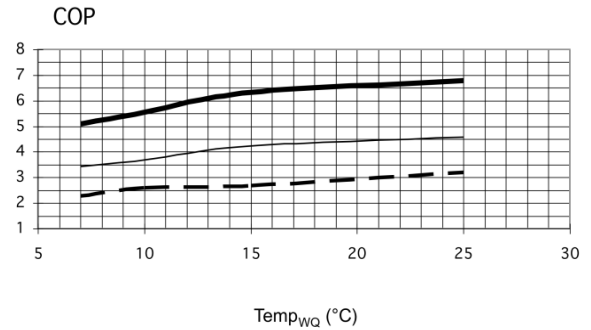
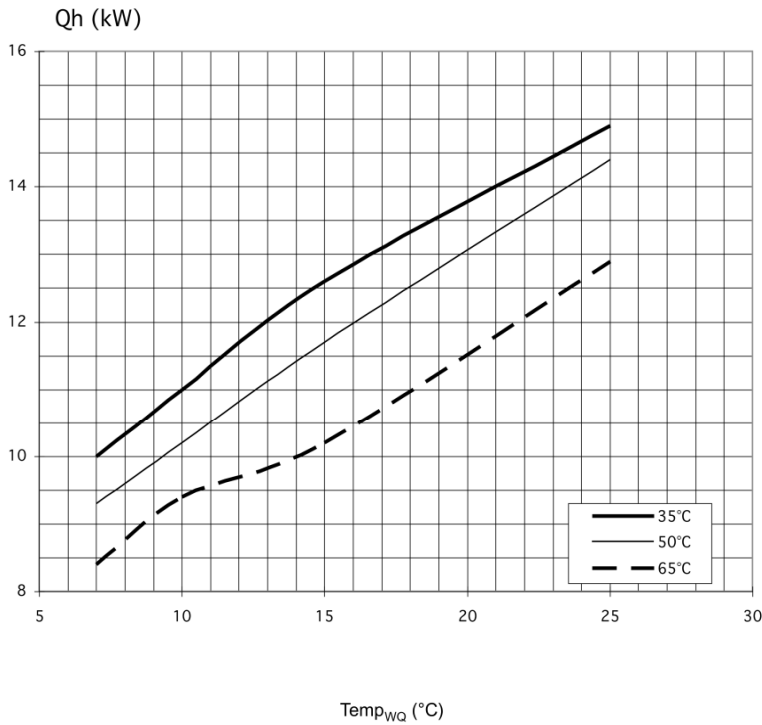


## Gerätebezeichnung

## WWC 100H/X



### Legende:

- $\dot{V}_{HW}$  = Volumenstrom Heizwasser
- $\dot{V}_{WQ}$  = Volumenstrom Wärmequelle
- Temp<sub>WQ</sub> = Temperatur Wärmequelle
- Qh = Heizleistung
- Pe = Leistungsaufnahme
- COP = Coefficient of performance / Leistungszahl
- $\Delta p_{HW}$  = Freie Pressung Heizkreis
- $\Delta p_{WQ}$  = Druckverlust Wärmequelle
- VD = Verdichter