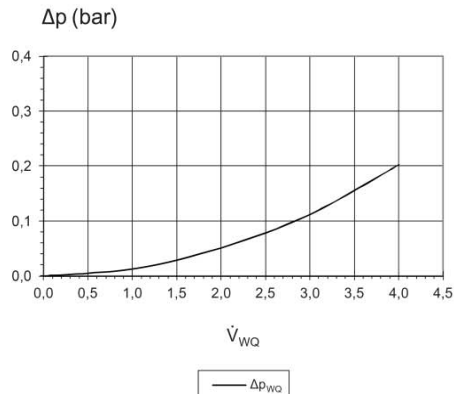
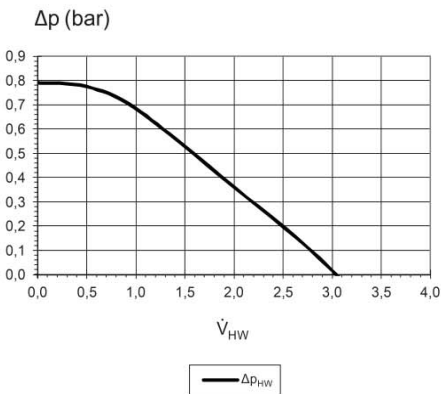
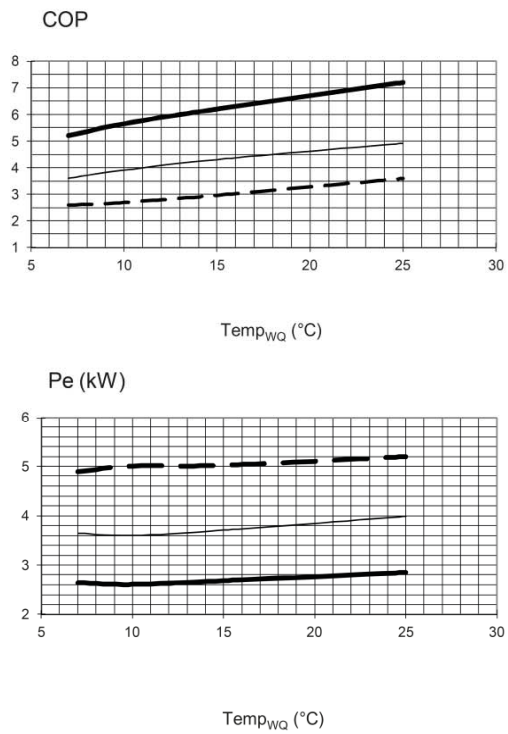
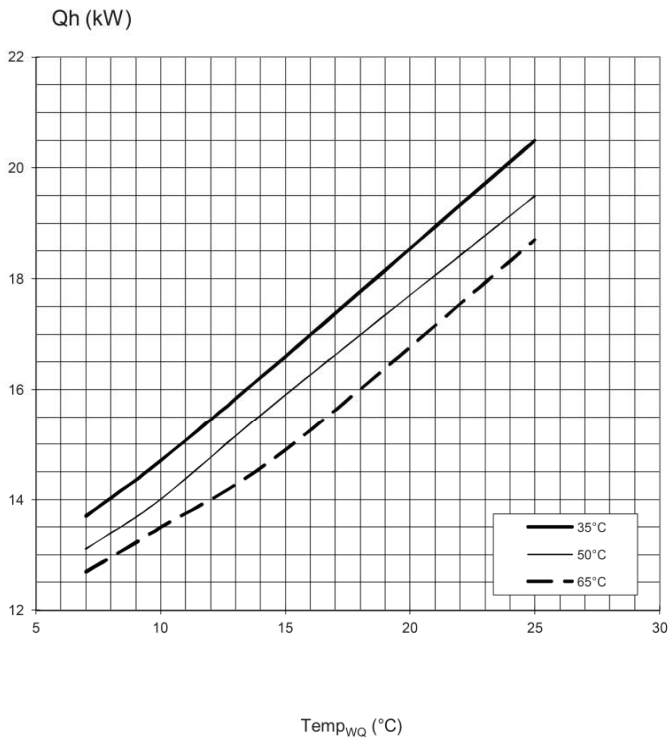


## Gerätebezeichnung

## WWC 160H/X



### Legende:

- V<sub>HW</sub> = Volumenstrom Heizwasser
- V<sub>WQ</sub> = Volumenstrom Wärmequelle
- Temp<sub>WQ</sub> = Temperatur Wärmequelle
- Qh = Heizleistung
- Pe = Leistungsaufnahme
- COP = Coefficient of performance / Leistungszahl
- Δp<sub>HW</sub> = Freie Pressung Heizkreis
- Δp<sub>WQ</sub> = Druckverlust Wärmequelle
- VD = Verdichter