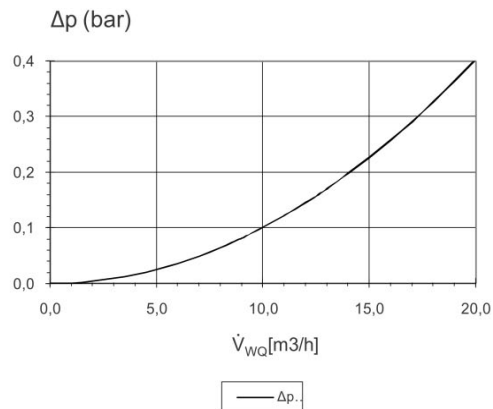
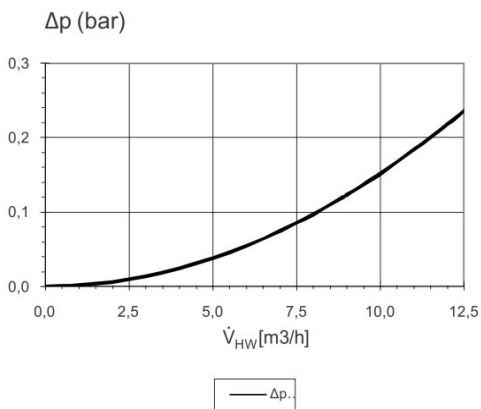
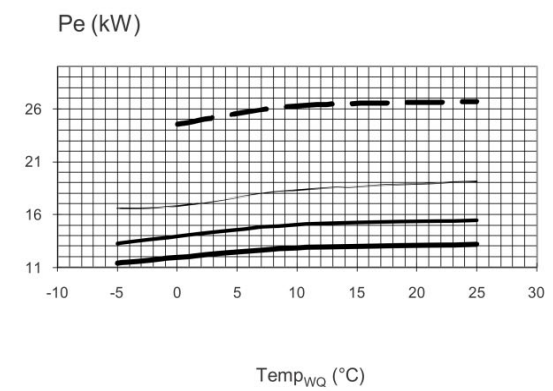
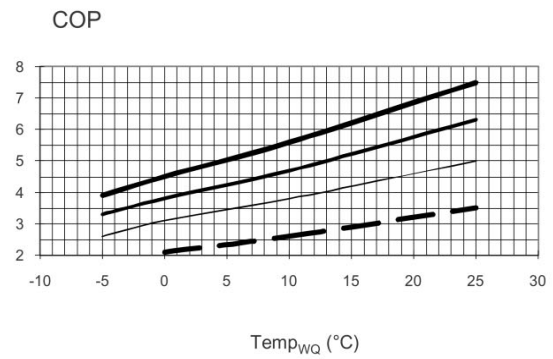
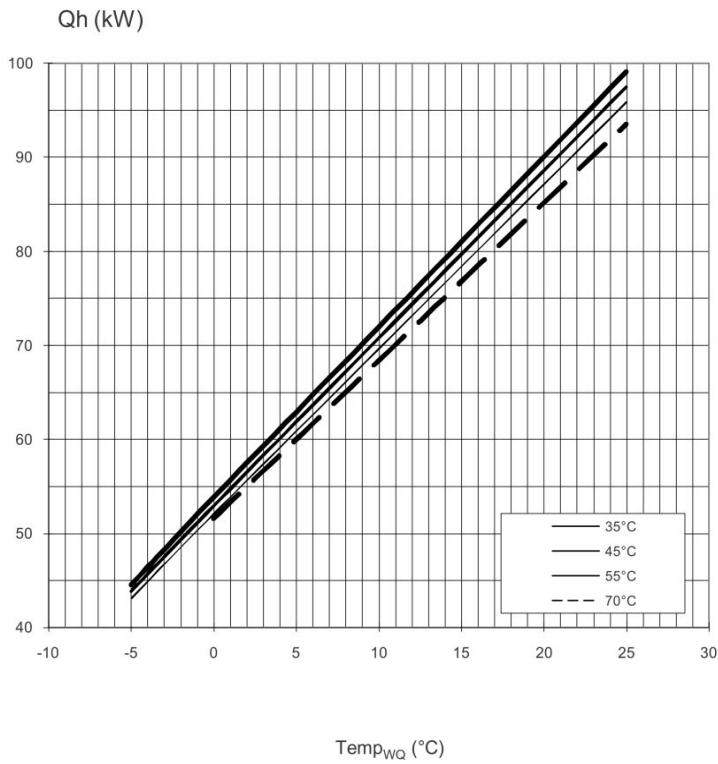


Gerätebezeichnung

SWP 561H



## Legende:

- $V_{HW}$  = Volumenstrom Heizwasser
- $V_{WQ}$  = Volumenstrom Wärmequelle
- Temp<sub>WQ</sub> = Temperatur Wärmequelle
- Qh = Heizleistung
- Pe = Leistungsaufnahme
- COP = Coefficient of performance / Leistungszahl
- Δp<sub>HW</sub> = Druckverlust Heizkreis
- Δp<sub>Wq</sub> = Druckverlust Wärmequelle
- VD = Verdichter