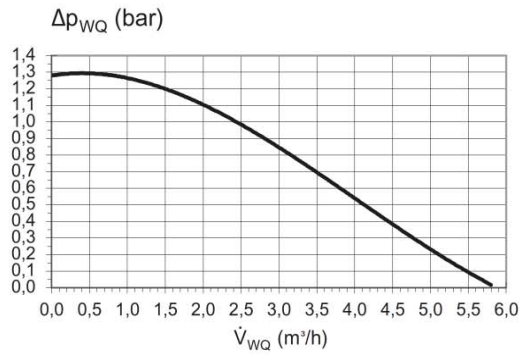
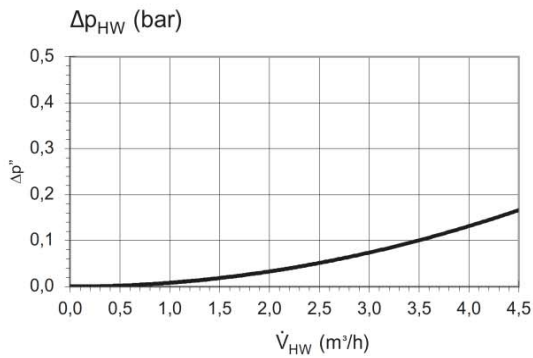
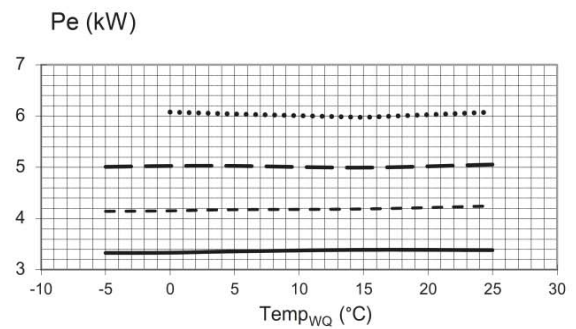
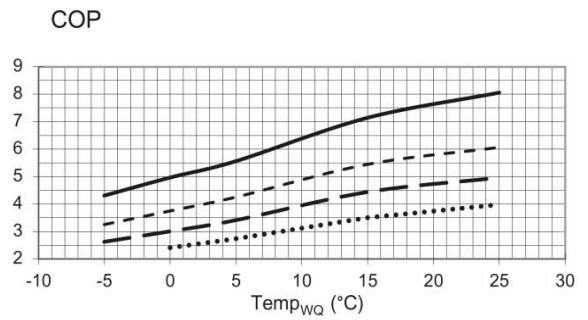
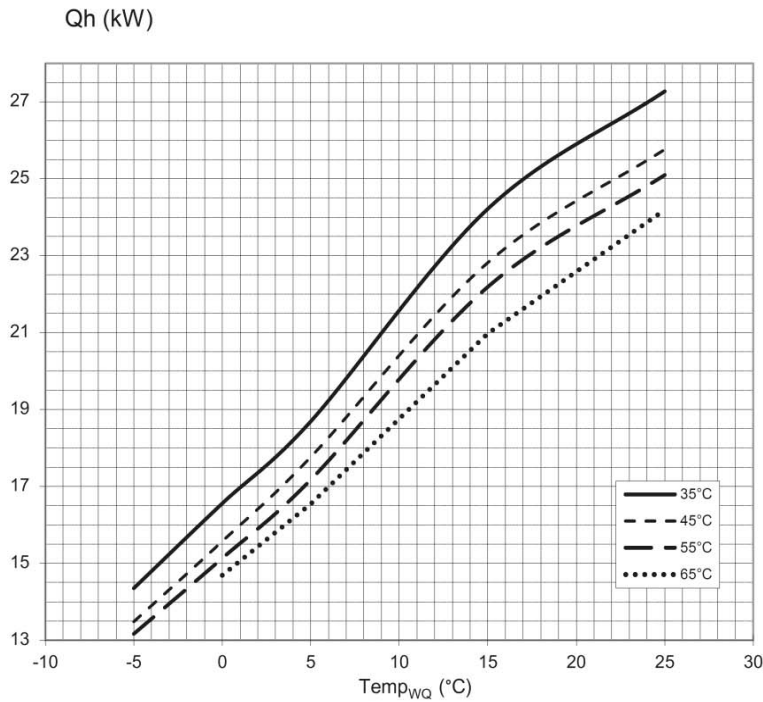


## Tipo apparecchio

SW 172H3



### Leggenda:

- $V_{HW}$  = Flusso volumetrico acqua di riscaldamento
- $V_{WQ}$  = Flusso volumetrico fonte di calore
- $Temp_{WQ}$  = Temperatura fonte di calore
- $Q_h$  = Rendimento termico
- $Pe$  = Potenza assorbita
- $COP$  = Coefficient of performance / Indice di rendimento
- $\Delta p_{HW}$  = Perdita di pressione pompa di calore
- $\Delta p_{WQ}$  = Pressione libera fonte di calore